



PAINTED FIXED HOSE REELS

Air - Water **20 bar**

Hose reel with hoses in black synthetic rubber and galvanised steel fittings

- brass swivel joint
- "viton" seals



S. 390

S. 430

S. 530

S. 540

S. 560

Article	Hose length	Hose ø	Connection inlet	Connection outlet
8390.100	/	without hose	F 3/8"G	F 3/8"G
8390.101	12m (995.211)	3/8"	F 3/8"G	M 3/8"G
8390.102	18m (995.217)	3/8"	F 3/8"G	M 3/8"G

No. 1 packing m^3 0,050 from kg 11 to 18

8430.100	/	without hose	F 1/2"G	F 1/2"G
8430.101	12m (995.212)	3/8"	F 1/2"G	M 3/8"G
8430.102	18m (995.218)	3/8"	F 1/2"G	M 3/8"G
8430.103	10m (996.210)	1/2"	F 1/2"G	M 1/2"G
8430.104	15m (996.215)	1/2"	F 1/2"G	M 1/2"G

No. 1 packing m^3 0,065 from kg 14 to 24

8530.100	/	without hose	F 1/2"G	F 1/2"G
8530.101	20m (996.220)	1/2"	F 1/2"G	M 1/2"G
8530.102	25m (996.225)	1/2"	F 1/2"G	M 1/2"G

No. 1 packing m^3 0,065 from kg 19 to 42

8540.100	/	without hose	F 1"G	F 1"G
8540.101	15m (997.215)	3/4"	F 1"G	M 3/4"G
8540.102	20m (997.220)	3/4"	F 1"G	M 3/4"G
8540.103	15m (998.215)	1"	F 1"G	M 1"G
8540.105	/	without hose	F 1/2"G	F 1/2"G
8540.106	30m (996.230)	1/2"	F 1/2"G	M 1/2"G

No. 1 packing m^3 0,120 from kg 24 to 40

8560.100	/	without hose	F 1"G	F 1"G
8560.101	30m (997.230)	3/4"	F 1"G	M 3/4"G
8560.103	40m (997.240)	3/4"	F 1"G	M 3/4"G
8560.104	20m (998.220)	1"	F 1"G	M 1"G
8560.105	30m (998.230)	1"	F 1"G	M 1"G
8560.106	/	without hose	F 1/2"G	F 1/2"G
8560.107	40m (996.240)	1/2"	F 1/2"G	M 1/2"G
8560.108	50m (996.250)	1/2"	F 1/2"G	M 1/2"G
8560.109	60m (996.260)	1/2"	F 1/2"G	M 1/2"G

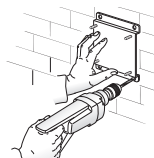
No. 1 packing m^3 0,200 from kg 30 to 80

The same models, swivelling version, on page 342

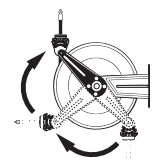
The **template** supplied, facilitates drilling of the holes and therefore hose reel fixing.



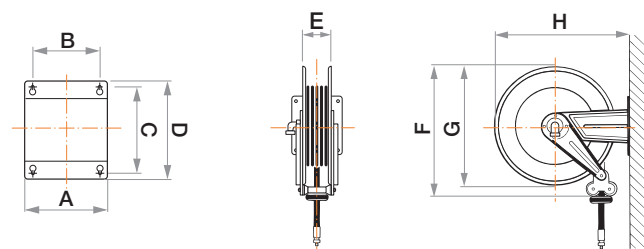
The **quick coupling support** (see page 394) that facilitates installation in battery is available by request.



The **adjustable arms** can be easily repositioned according to needs (see page 396).



OVERALL DIMENSIONS



Art.	A	B	C	D	E	F	G	H
S. 390	186	140	196	226	110	400	ø 390	410
S. 430	186	140	196	226	115	460	ø 420	460
S. 530	203	153	220	258	115	550	ø 510	560
S. 540	300	218	228	268	190	550	ø 510	573
S. 560	488	399	238	272	368	522	ø 510	578