

Water up to 130° C 400 bar

Hose reel with hoses in black synthetic rubber and galvanised steel fittings

- AISI 304 stainless steel swivel joint
- "teflon" seals



S. 380

Article	Hose length	Hose ø	Connection inlet	Connection outlet
8382.350	/	without hose	F 3/8"G	F 3/8"G
8382.351	12m (994.712)	5/16"	F 3/8"G	F 3/8"G
8382.352	17m (994.717)	5/16"	F 3/8"G	F 3/8"G
8383.351	12m (994.812)	5/16" hygieninc	F 3/8"G	F 3/8"G

No. 1 packing  $m^3$  0,050 from kg 12 to 19

S. 420

8424.350	/	without hose	F 3/8"G	F 1/2"G
8422.351	12m (995.812)	3/8"	F 3/8"G	F 3/8"G
8422.352	18m (995.818)	3/8"	F 3/8"G	F 3/8"G
8423.352	18m (995.918)	3/8" hygieninc	F 3/8"G	F 3/8"G

No. 1 packing  $m^3$  0,065 from kg 15 to 25

S. 520

8524.350	/	without hose	F 3/8"G	F 1/2"G
8522.351	20m (995.820)	3/8"	F 3/8"G	F 3/8"G
8522.352	25m (995.825)	3/8"	F 3/8"G	F 3/8"G
8523.352	25m (995.925)	3/8" hygieninc	F 3/8"G	F 3/8"G

No. 1 packing  $m^3$  0,065 from kg 20 to 43

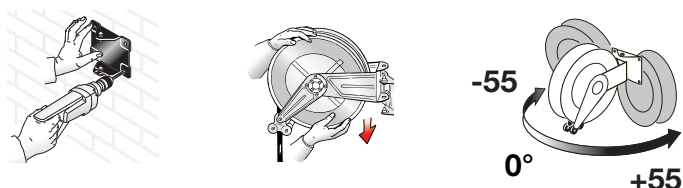
S. 550

8554.350	/	without hose	F 3/8"G	F 1/2"G
8552.351	30m (995.830)	3/8"	F 3/8"G	F 3/8"G
8553.351	30m (995.930)	3/8" hygieninc	F 3/8"G	F 3/8"G

No. 1 packing  $m^3$  0,120 from kg 25 to 41

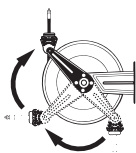
\* Adjustable support for hose reel S.540

The same models, fixed version, on page 359

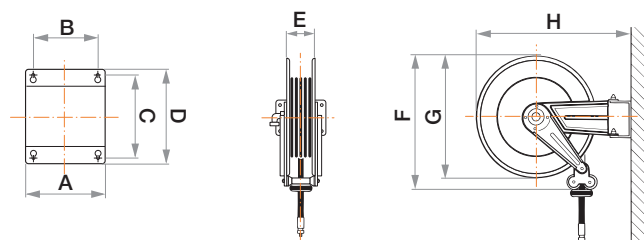


The **quick coupling** adjustable support facilitates hose reel installation and enables 55° rotation to the right or left and locking in fixed positioned at 0° by means of clamping with two screws.

The **adjustable arms** can be easily repositioned according to needs (see page 396).



## OVERALL DIMENSIONS



Art.	A	B	C	D	E	F	G	H
S. 380	184	146	106	144	110	400	ø 390	484
S. 420	208	162	118	164	115	460	ø 420	541
S. 520	228	182	154	200	115	560	ø 510	642
S. 550	300	218	226	268	190	560	ø 510	702