



## PAINTED FIXED HOSE REELS

Grease 600 bar



S. 390

S. 430

S. 530

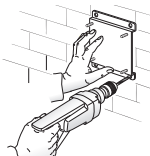
S. 540

The same models, swivelling version, on page 380

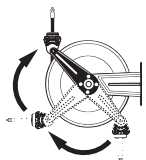
The **template** supplied, facilitates drilling of the holes and therefore hose reel fixing.



The **quick coupling** support (see page 394) that facilitates installation in battery is available by request.



The **adjustable arms** can be easily repositioned according to needs (see page 396).



Hose reel with hoses in black synthetic rubber and galvanised steel fittings



- carbon steel swivel joint
- "polyurethane" seals

Article	Hose length	Hose $\phi$	Connection inlet	Connection outlet
8390.500	/	without hose	F 3/8"G	F 3/8"G
8390.501	12m (993.511)	1/4"	F 3/8"G	M 1/4"G
8390.502	16m (993.516)	1/4"	F 3/8"G	M 1/4"G

No. 1 packing  $m^3$  0,050 from kg 11 to 18

8430.500	/	without hose	F 3/8"G	F 1/2"G
8430.501	12m (993.512)	1/4"	F 3/8"G	M 1/4"G
8430.502	18m (993.518)	1/4"	F 3/8"G	M 1/4"G
8430.505	10m (995.710)	3/8"	F 3/8"G	M 1/4"G
8430.506	15m (995.715)	3/8"	F 3/8"G	M 1/4"G

No. 1 packing  $m^3$  0,065 from kg 14 to 24

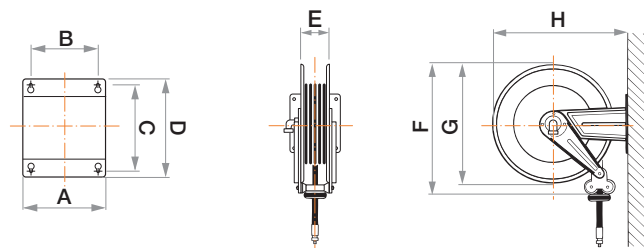
8530.500	/	without hose	F 3/8"G	F 1/2"G
8530.501	20m (995.720)	3/8"	F 3/8"G	M 1/4"G
8530.502	25m (995.725)	3/8"	F 3/8"G	M 1/4"G

No. 1 packing  $m^3$  0,065 from kg 19 to 42

8540.500	/	without hose	F 3/8"G	F 1/2"G
8540.501	30m (995.730)	3/8"	F 3/8"G	M 1/4"G

No. 1 packing  $m^3$  0,120 from kg 24 to 40

### OVERALL DIMENSIONS



Art.	A	B	C	D	E	F	G	H
S. 390	186	140	196	226	110	400	$\phi$ 390	410
S. 430	186	140	196	226	115	460	$\phi$ 420	460
S. 530	203	153	220	258	115	550	$\phi$ 510	560
S. 540	300	218	228	268	190	550	$\phi$ 510	573